



**LAUNCH**  
ALIGNMENT

**X-631**  
**Professional**  
**Reliable**  
**Affordable**

**2014**

[www.ccagroup1b.com](http://www.ccagroup1b.com)



# Index

0- About Us	1 - 2
1- Diagnostic scanners	3 - 15
2- Heavy garage equipment	16 - 24
3- Body repair	25 - 29
4- Garage equipment	30 - 45
5- Special tools and kits	46 - 53
6- Automotives additives & solutions	54 - 57

---

# U-POL®





## Vision

To be the reference company for the range of activities, as the supplier with the most complete range of products, able to satisfy the needs in the sectors of machinery, tools, accessories and automotive consumables, and also "to build our reputation on respect and trust".

## Mission Statement

CCA Group has as its mission and is committed to providing its customers with a diverse range of products with quality and with a very competitive relation between price/quality, guaranteeing high levels of customer service, by means of a group of trained and motivated employees who assure the satisfaction of its clients because the satisfaction of its clients is the motivation "To facilitate automotive work by supplying most recent automotive technology, equipment, services and by satisfying all related requested demand under one corporate name and in a unique professional standard".

## History

CCA Group is a general automotive division trade, mainly specialized in diagnostic scanners, garage equipment, special kits, hand tools and lubricant trade since 2000.

In addition to its location in Jdeideh, Aasiyaly Str., El Metn, Lebanon, its trade service extend to the Middle East and North / Central Africa through its off shore operations CCA Trade.

## Corporate objectives

- Build a virtual automotive supermarket.
- Sub distribute in specified regions certain demanded brands available locally to complete the range of commodities. Adopt and sell certain private labels from local suppliers
- Import exclusive brands for niche markets and new technologies.
- Market its profile and comprehensive services in industrial and automotive chains.
- Build a virtual educational training school through arranged workshops.
- Provide Workshop Project Construction Consultancy and Execution
- Supply a chain of 12 hours swift after sales support.

## Brands in trade



**LAUNCH**

**ETRECOM**  
BY COMPUTER & AUTOMATED DIAGNOSTIC SYSTEM



**NST**

**SINCRO**





## Project & Consultancy

Because Projects request more than simply financing, CCA Group is ranked above the major consultants in planning, budgeting, supplying equipment and finally constructing multiple types of automotive workshops around the region.

With a background of adequate "know how" of modern setup requirement, our engineers and technicians closely work with you to provide an accurate layout that maximize efficiency, profitability, and long time durability and safety conditions.

The Project Consultancy we offer includes Plot management :

- 1.Space and location management of equipment installation for accessibility and maximizing occupancy possibilities.
- 2.Infrastructure and surrounding inspection based on International Standards ISO 9001 restrictions for stability of installation and security of non dangerous neighborhood hazards.
- 3.Suggested Electric and other channeling /ducting based on type of project
- 4. Project Full Equipment sourcing and budgeting

We hold frequently updated basic equipment lists with specifications in quoted package prices per type of Workshop. Please ask for your requested module.

### Types of Projects CCA group handles:

- Mechanical Workshop
- Electronic Workshop
- Electromechanical Workshop
- Body Chassis and Repair
- Alignment and balancing Workshop
- Oil Service Workshop
- Any other combination



### Services provided in such projects

- Project installation with visible operational functioning to management
- Technical Training on equipment and machinery for 72 hours on site for recommended staff technicians and engineers
- Warranty certificates and After Sales contractual maintenance visits' schedule (Local projects)
- Hot line service available for support.
- Rebuilt service of old projects in same consultancy project
- We remain ready to assist you in consultancy of any project, offering the necessary support and all required information to meet your projects' success and profitability!




# Diagnostic Scanners



The Autologic diagnostic tool offers coding & flash programming, data logging, real-time software updates plus support and training from Master Technicians.

## Features

- The Autologic Solution from Autologic Diagnostics Ltd is a holistic approach to vehicle diagnostics for independent garages.
- Dealer-level software for eight premium vehicle manufacturers is combined with unrivalled technical support from Master Technicians and specialist software engineers.
- Providing complete coverage of all the vehicle systems, unique functions of Autologic include coding and flash programming. These functions together with other features such as retrofits, conversions and fitting of aftermarket products, surpass the functionality of other diagnostic tools as well as some dealer tool features.
- Information is displayed on a large touch-sensitive screen through a simple menu structure, supported by extensive help screens. Autologic software packages are available independently or as multiple packages run on the same Autologic hardware base unit.



### *Autologic coverage as standard*

- All systems and functions covered
- ECU **FLASH** Programming\*
- ECU Coding
- Service Functions
- DTCs
- Live Data / Actuators
- Data Logging



*...Time To Specialise*

## X-431 GDS



X-431 GDS is a new generation high-end integrated diagnostic products from Launch Company, it fully considered of user's operation, usage and senses, develop to multi-function module from single function module, and integrated with WIFI communication technologies to make the products more professional, industrial, modular, network and user-friendly, thereby lead automobile troubleshooting into a diversified network era comprehensively.

The main module of this product integrated with display, print and diagnostic, and the remaining function modules are unified form and can be used independently. User can purchase any functional modules that they actual needed, each functional module can connected communicate with the main module via the standard USB.

### Specifications

- Operation system: Windows Embedded Standard
- CPU: 32bits CPU
- Display: 7" TFT Hi-brightness color touch screen
- Main unit power supply: DC14V
- Working temperature: -10℃~55℃
- Vehicle Type: 12V/24V
- Built-in hard disk: 8G

### Features

- Multi-functional, Variable Vehicles, Various Modules;
- Fast Start-up, Rapid Downloading, Quick Test;
- Nice System, Friendly interface, Easy to Operate;
- Save your Money, Time, and Low Energy Consuming.





# X-431 PRO



## Specifications

X-431 PRO, based on Android system, is a new car malfunction diagnostic device developed by Launch Tech for internet application. It achieves the full car model and full system fault diagnosis through the Bluetooth communication between DBSCar connector and intelligent mobile terminal. X-431 PRO can share maintenance data and case library, provide instant maintenance information, and build public and private maintenance social circle, etc., thus lead to a wide car diagnostic community.

## Features

- Panel PC: high configuration of hardware, fast running speed
- Capacitor Screen: multi-touch capacitor screen, more smooth operation
- WiFi Diagnosis: wireless communication between intelligent mobile terminal and DBSCar connector via Bluetooth
- Portable: reasonable PDA design, small size for easy carry
- Optimized Interface: brand new operation interface design, interface more friendly and operation much easier
- WiFi Communication: support WiFi network
- Android System: users can install any Android software
- Numerous Additional Functions: photo, video, multimedia, other software application, etc.

**LAUNCH**

## LAX - 431 I-Diag



### Revolution from diagnostic device to diagnostic community

X431 I-Diag, based on internet and mobile terminals, is a new vehicle trouble diagnostic device developed by Launch with over 20 years R&D experience in vehicle diagnosis. Through the Bluetooth communication between vehicle diagnostic connector and variant mobile intelligent terminals, it achieves X431 series full car model and full system vehicle trouble diagnosis, which include reading DTCs, clearing DTCs, reading vehicle data stream, actuation test and special functions. Meanwhile, taking the advantage of mobile internet, it integrates more application and service, such as creating maintenance data base and case library, providing instant maintenance information, establishing public and private maintenance social circle, Creative customer management function etc. As a result, it builds a broad vehicle diagnostic community, which helps you to share vehicle maintenance knowledge online, exchange vehicle maintenance experience online and provide vehicle maintenance related service support online. This will be another revolution raised by Launch in the vehicle diagnosis industry.



## RCU/DBScar (Android/Mac)



NEW

### DBScar makes diagnosis so easy,so practical!

DBScar is a new remote diagnostic and practical functions applied micro connector developed by Launch integrating the latest diagnostic product X431 iDiag. Utilizing Launch self-developed diagnosis dedicated chip and integrating 20 years diagnostic technology and bus signal analytic technique, it brings traditional vehicle failure check out of repair workshops to remote diagnosis, sending corresponding failure data to appointed repair workshop or private repair assistant to get timely and accurate help from professionals which makes the car owner feel ease to drive. Meanwhile, it applies practical functions, such as, lifting windows, automatic lock, etc., quite helpful to car owners for their daily driving.

# LAUNCH



[weibo.com/launch](http://weibo.com/launch)

Please visit Launch blog  
or scan QR code

- Small Size, Easy installation
- Mobile Bluetooth Connection, One Key for Fast Diagnosis
- Repair workshops remotely diagnose DBScar via X431 iDiag anytime, anywhere
- With high-end car configured functions of lifting windows, switching headlight and automatic lock





High Quality. More Features. Low Price.

9 of the Top 10<sup>\*</sup> "Check Engine" DTCs can be diagnosed with a Smoke Wizard.



Maybe it should be called the "Smoke Wizard" Light

Buy Direct From Your Tool Dealer.

Call for a dealer: 877.669.2841

[www.SmokeWizard.com](http://www.SmokeWizard.com)

\*Example of 2008 California Smog Check Pass

(Smoke Wizard) Leak Detector

Smoke Wizard® is a new generation (G3) automotive diagnostic smoke machine combining pressure and vacuum style Evaporative Emission (EVAP) System leak detection capabilities, and general purpose leak detector functions together in a compact design that stores in your tool box, even on its back or side.

## Specifications

Height (less hanger)	13 in. (33 cm)
Length	5.5 in. (14 cm)
Width	9.5 in. (24 cm)
Weight	10 lb. (4.5 kg)
Shipping weight	14 lb. (6.3 kg)
Power supply	12 volts DC
Power consumption	15 amps.
Solution Max. Volume	12 oz. (355 ml)

Supply pressure	13.0 in. H <sub>2</sub> O (0.032 bar)
Supply volume	10 liters per minute
Smoke supply line	10 feet (3m)
Power supply line	10 feet (3m)
Operating temp. range	45°F to 140°F (7.2°C to 60°C)
Altitude	Up to 5,561 Ft (2,000 M)
Maximum Relative Humidity	80% for Temperatures up to 140°F (60°C)
Conditions of Use	Indoor / Outdoor (if not wet)
Pollution Degree:	2

## Features

- Monitor and Detect .010" Standard
- Test Natural Vacuum EVAP Systems
- Easy to Read Flow Control Knob Position
- Vacuum and Pressure Decay Gauge
- Stores in Your Tool Box on its Back Like No Other
- Find Leaks Using Smoke and UV Dye
- Smoke Wizard is the simplest tool with wide range in finding the leakage in the vacuum system, exhaust system, cooling system and the sealing of the cabin ( windows & doors rubber )

**Heavy garage equipment**



**LAUNCH**

## Two Post Lift

TLT235SB /240SB - TLT235SC/240SC



**TLT235SC/240SC**



**TLT235SB/240SB**

### Specifications

	<b>TLT235SB/240SB</b>	<b>TLT235SC/240SC</b>
Capacity	3.5T (7875lbs)/4.0T (9000lbs)	3.5T (7875lbs)/4.0T (9000lbs)
Lifting height	1950mm(76.8inch)	1950mm(76.8inch)
Lifting time	50Sec	50Sec
Lowering time	40Sec	40Sec
Power supply	AC380V 3PH AC220V 1PH	AC380V 3PH AC220V 1PH
Motor power	2.2kW	2.2kW
Drive through width	2486mm (97.9inch)	2486mm (97.9inch)
Overall width	3370mm (132.7inch)	3420mm (134.6inch)
Overall height	2860mm (112.8inch)	3540mm (151.2inch)
Bottom clearance	110mm	110mm

# TLT 440W

4-post wheel alignment lift  
4-post basic model lift



Turntable for  
wheel alignment

## Specifications

Capacity	4.0t(9000lbs)
Power supply	AC380V 3PH AC220V 1PH
Passing width	3000mm
Overall width	3440mm
Overall length (without ramps)	4555mm
Motor power	2.2kw
Overall height	2172mm
Lifting height	1900mm
Lowest lifting height	170mm/220mm(440W)

## X-631 Wheel Aligner



### Specifications

Item	Range
Front total toe-in	±40"
Front toe-in	±20"
Front camber	±8.0°
Caster	±20°
Kingpin inclination	±20°
Rear total toe-in	±40"
Rear toe-in	±20"
Rear camber	±8.0°
Thrust angle	±5.0°

*Note: The above accuracy can be confirmed only when the user follows the procedures described by the operation manual.*

### Features

#### Sensor head:

- Aluminium casting frame
- 20 degree toe CCD camera
- Camber, Caster inclination sensor
- LCD display
- Smart keys
- Replaceable without calibration

#### Programme:

- Standard
- Fast
- Additional
- Zoom function
- Lifted position adjustment
- Self check

#### Target Data:

- X-large car database
- Customer database
- Adjustment pictures

#### Professional:

- 20 degree CCD camera
- 6 meter wheel base
- 8 toe sensors
- Fast radio data transfer

#### Time saving features:

- Standard measurement
- Fast measurement
- Additional measurement
- Lower car function
- Customer defined car data base

#### Reliable:

- Solid construction of sensor heads
- Water protected
- Standard batteries
- Standard high quality PC
- Self centring clamps, optional adapters for Aluminium rims available

#### Affordable:

- Unbeatable price / performance ratio
- Designed for long time use

# Tire Changer

## LCH GHT2422AC+HL360

### Specifications

- Outside clamp 10"-21"
- Inside clamp 12"-24"
- Maximum tyre diameter 44"
- Maximum tyre width 14"
- Voltage 220/380V
- Turntable RPM 6

### Features

- Tilting column
- Special steel M/D toolhead
- Air-blast tank
- Centering clamps
- Up-to-24" clamp
- Powerful bead breaker
- Pneumatic assistant arm
- Strong & solid build



## LCH GHT2422C

### Specifications

- Outside clamp 10"-21"
- Inside clamp 12"-24"
- Maximum tyre diameter 44"
- Maximum tyre width 14"
- Voltage 220/380V
- Turntable RPM 6

### Features

- Built-in air blast
- Special steel M/D toolhead
- Up-to-24" clamp
- Powerful bead breaker

## LCH GT227

### Specifications

- Motor: 110/220/380V 50/60Hz
- Power: 0.75kw/1.1kw
- Max. Tire Diameter: 1143mm
- Outside clamping: 12"-23"
- Inside clamping: 14"-26"
- Max. Tire width: 406mm
- Operation pressure: 8-10bar
- Noise level: <75db
- Bead break force: 2500kgs
- Net Weight 330 kg
- Pneumatic assistant arms strong & solid build



## LCH 502

### Specifications

- |   |                              |
|---|------------------------------|
| Rim clamping from outside:  | 10"-18"                      |
| Rim clamping from inside:   | 12"-20"                      |
| Maximum wheel diameter:   | 960mm(38")                   |
| maximum wheel width:  | 330mm(13")                   |
| Bead-remover cylinder(force at 10 bar)  | 2500kg                       |
| operating pressure:   | 10bar-140Psi                 |
| power supply:   | 110/220v 1ph<br>220/380V 3PH |
| Motor power:  | 0.75-1.1kw                   |
| Maximum spindle torque:   | 110kgm                       |
| Noise:  | <70db                        |
| net weight:   | 230kg                        |
| packing size:   | 960*770*960                  |
| Pneumatic bead breaker blade.   |                              |
| Manometer for inflating pressure control equipped with deflating push button. |                              |



# TWC - 801 / 802

## Horizontal Hydraulic Tyre Changer



### Specifications

#### TWC-801

Max. wheel diameter:	1500mm
Max. wheel width:	780mm
Rim clamping diameter:	14" - 22"
Power supply:	380V
Rotation speed:	7.1rpm

#### TWC-802

Max. wheel diameter:	2300mm
Max. wheel width:	1000mm
Rim clamping diameter:	14" - 36"
Power supply:	380V
Rotation speed:	7.1rpm

### Features

- International standard hydraulic system
- A number of safety valves keep the tyre changer in safe operation
- Adjustable tension of clamp
- Pressing system makes it easy to work on wide rim wheels
- Different configurations and parts for your choice
- Sufficient supply of spare parts
- The hassle-free demounting of tire can be completed by one person with the help of this tire changer. With adequate protection on tires and rims, this ideal tool can handle a full range of tires include those for trucks, farm vehicles, passenger cars and engineering vehicles.

# Wheel Balancer

## LCH GHB 93C

### Specifications

- Rim width: 1.5"-20"
- Rim Diameter: 10"-24"
- Maximum wheel diameter 37"
- Maximum wheel weight 65kg
- Balancing tolerance  $\pm 1g$
- Voltage 220V



### Features

- Full automatic
- Precision calibration and balancing
- Wheel guard
- Modern looking

# Automatic Wheel Balancer

## LCH S 2068

### Specifications

Rim diameter	10"-24"
Rim width	1.5"-20"
Maximum wheel Diameter	960mm
Cycle time	8sec
Maximum wheel weight	70kg
Maximum power absorption	180~250W
Standard power supply	110V/220V/380V;50HZ-60HZ
Balancing speed	200 rpm
Balancing precision	1g
Net weight with cover	140kg
Noise	±<70db



### Features

- Automatical START/STOP
- Automatic distance and wheel diameter measuring
- Self diagnosis
- Self calibration
- Changeable between gram and ounce
- Changeable between millimeter and inch
- Protection cover (optional)
- 4ALU Functions for light alloy wheels
- Full screen display for a.b.d reading

## LCH SBM-97

### Specifications

Rim diameter	10"-24"
Rim width	1.5"-20"
Maximum wheel Diameter	960mm
Cycle time	8sec
Maximum wheel weight	70kg
Maximum power absorption	180~250W
Standard power supply	110V/220V/380V;50HZ-60HZ
Balancing speed	200 rpm
Balancing precision	1g
Net weight with cover	140kg
Noise	±<70db

### Features

- Automatical START/STOP
- Automatic distance and wheel diameter measuring
- Self diagnosis
- Self calibration
- Changeable between gram and ounce
- Changeable between millimeter and inch
- Protection cover
- 4ALU Functions for light alloy wheels
- Full screen display for a.b.d reading



# Body repair

# LCHGS-100

## PAINT BOOTH



ITEM	Standard mode		Mode		Luxury mode	
	CCH-101	CCH-102	CCH-201	CCH-201	CCH-401	CCH-402
Overall dimension (m)	7.0*5.3*3.5	8.1*5.0*4.2	7.8*5.3*3.5	7.0*5.3*3.5	7.0*5.3*3.5	10.2*6.8*5.0
inner dimension (m)	6.8*3.8*2.7	8.0*4.0*3.4	6.9*3.9*2.7	6.9*3.8*2.7	6.9*3.8*2.7	10*5.8*4.4
Width of door for entrance of vehicle (m)	3.0	3.0	3.0	3.0	3.0	4.0
Height of door for entrance of vehicle (m)	2.7	3.3	2.7	2.7	2.7	4.0
steel plate thickness(mm)	0.326	0.326	0.326	0.426	0.426	0.476
filtrated area (m <sup>2</sup> )	20	25	20	20	28	48
Air flow volume (m <sup>3</sup> /h)	21800	36000	22000	25000	30000	72000
Air velocity within booth (m/s)	0.25~0.35	0.25~0.35	0.25~0.35	0.3~0.5	0.3~0.5	0.3~0.5
Ventilation times(times/h)	265	352	265	332	332	264
Working temperature (°C)	60~80	60~80	60~80	60~80	60~80	60°C~80°C
Oil consumption(kg/set)	6~8	8~10	6~8	6~8	6~8	10~30
insulation Material of wall panel	PE	PE	PE	PE	Rock wool	PE
Power(kw)	9	12.5	13.5	17	25	50
Main blower	One unit 7.5KW European style professional blowers	One unit 11KW European style professional blowers	One unit 7.5KW European style professional blowers; and one unit 5.5KW standard blower	One unit 7.5KW European style professional blowers; and one unit 7.5KW standard blower	One unit 11KW European style professional blowers; and one unit 11KW standard blower	Two unit 11KW European style professional blowers; and two unit 11KW standard blower
environmental protection device	no	no	Optional	Optional	Optional	Optional
Netter lighting	no	no	Equipped with 8 sets	Equipped with 8 sets	Equipped with 8 sets	Equipped with 16 sets



# LCH TCR-101

## Collision Repair Systems

TCR Collision Repair System is an extraordinary design based on the leading technologies in the world. It features great reliability and easy operation. Adaptability to different vehicle models makes it an ideal tool for body repair.

### Specifications

Bench Length	3230mm
Bench Width	880mm
Bench Height	140-1500mm
Net Weight	1200kg
Gross Weight	1500 kg
Working Air Supplier Press	0.7Mpa
Max Hydraulic Pressure	65Mpa
Max Pulling Force of Pulling Tower	50000N
Radius of Pulling Tower	180°
Max Lifting Capacity	3000kg
Measure System Precision	2mm



### Features

- The multi-functional machine includes ultrathin
- Scissor style lift and auto collision repair system.
- Integral process of working platform flat surfaces.
- Single pulling tower independent walking mechanism.
- Make use of imported hydraulic element, pulling tower equip with hanging arm to realize multidirectional stretch.
- High applicability PTP to body gauge measure system.
- Central comprehensive hydraulic control box is very convenient to operate the mainframe.
- Double oil cylinder lifting scissor arm, moving the auto on the bench by hydraulic vertical style, it is more convenient.
- Dynamic load adjustable speed fixed main clamp (four set) is fit for each kind of imported and domestic car positionin and clamp.
- The whole set of 14 pics stainless steel forging sheet metal tool.
- Stretch chain all equipped with high strength rank.
- The global simultaneous car-body database ensures the providing of latest and faster car-body data

### Remarks

- Working platform: parallel lift 140-1500 mm.
- Platform could be installed to parallel with the ground, it wouldn't occupy space.
- Dusting treatment

## TBM-132/132-1/132-2

### TBM Series Short-wave Infrared Painting Machines



TBM-212

TBM-222

## Specifications

MODEL	Specification No. of tubes (pcs)	Length of tube (mm) (LxW)	Power output (W) (Max.)	Distance from panel (cm)	Time (min)	Coverage area (LxW) (cm)	Distance sensor	Temperature sensor
TBM-132	3	58	2460	45-50	15-30	140x65	NO	NO
TBM-132-1	3	58	2400	45-50	15-30	140x65	YES	NO
TBM-132-2	3	58	2400	45-50	15-30	140x65	YES	YES
TBM-212	1	58	600	45-50	15-30	60x65		
TBM-222	2	58	1000	45-50	15-30	100x65		

## Features

- Using special shortwave infrared quartz glass as the heat source which the light-wave offers powerful penetrability.
- Ultrasonic has automatic distance detection capability, auto-distance protection function, real-time distance display function.
- Semi-power automatic paint function.
- Automatic timer control (range of 060 minutes are free to choose) and real-time time digital display function.
- Automatic alarm and reminder functions.
- Automatic computer control and digital display computing function.
- Lamps are rotatable through three-dimensional direction, and they can be changed to any position and angle that make sure to work convenient for car's painting.
- The equipment can be used to dry automobile resin putty, two-component paint and water base coating. It has widely scope of application.
- Lamp cover adopts stainless steel with shining mirror-like. Surface, reflective effect good, thermal gather homogeneously.
- Short drying time to ensure high efficiency and high quality of painting surface.
- Four groups touching button respectively control, flexible operation.
- Bracket is made of metal alloy, strong, beautiful and durable.
- Detached structural design, the casters, it can move freely, trouble free and convenient.
- Wheels with brake are good use of position fixed when the equipments worked.
- Non-contact infrared temperature detection function automatically, automatic temperature protection function, real-time
- High and low temperature paint selection and automatic control functions(optional).

## LCH BR SPOT 6500

### Specifications

Input voltage	10h 220V/50HZ
Input power	12.5Kw
No-load voltage	5 ~ 12V
Load duration rate	5%
Welding current scope	200-5400A
Single-side welding	0.8 + 0.8mm 1.0+1.0mm



### Features

- Spot series inner installed manual weld and automatic weld function. Can shift between "0-10" while automatic weld, there are three shifts welding current available, can meet different thickness welding needs.
- With optional different types of spot tools, different functions can be realized: single side welding, double sides welding, special screw welding, collision repair
- Exclusive overload protection, overheat protection function.

## LCH BR MIGMAG 2250

### Specifications

Input power	220V/50/60HZ
No-load voltage	7.2KVA
Welding current scope	17-34V
Duty cycle	35-250A
Welding wire spool dia.	25%
Flux cored wire	15KG O300
Steel wire	0.8-1.0
Stainless steel wire	0.8-1.0
Aluminum wire	0.8
Insulation class	0.8

### Features

- Professional for thin and medium thickness sheet metal welding.
- Spot welding two overlapped metal sheets from one side.
- Adjusting soft start, smooth arc start.
- Simple and economic wire feeder with motor.
- Automatic voltage compensation and stable current.
- Overload protection, overheating protection.



## LCH BR CLASS 5200

### Specifications

Input power	220V/50/60HZ
No-load voltage	7.2KVA
Welding current scope	17-34V
Duty cycle	35-250A
Welding wire spool dia.	25%
Flux cored wire	15KG O300
Steel wire	0.8-1.0
Stainless steel wire	0.8-1.0
Aluminum wire	0.8
Insulation class	0.8
Protection degree	1P21S

### Features

- Equipped with the protecting devices of excessive heat and overload.
- Normal charging, fast-speed charging with calculagraph and fast-speed.



# Garage equipment

## Injector Cleaner & Tester CNC-602A/801A



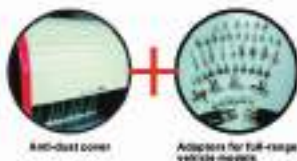
**CNC-602A**



**CNC-801A**


### Specifications

Functions & accessory	CNC-602A	CNC-801A
Ultrasonic cleaning	✓	✓
Uniformity/Sprayability test	✓	✓
Leakage test	✓	✓
Injecting flow test	✓	✓
Auto Test	✓	✓
On-vehicle cleaning	✓	✓
Structure	desk	cabinet
Cylinder	6	8
Adaptor	Standard	Standard / On-vehicle
Trolley	Optional	



Anti-dust cover

Adaptor for full-range vehicle models



After cleaning

Before cleaning



# AC Machine

## LCH C8675 A

### SUPER FLUSHING AC MACHINE

- Automatic remind of operation state and daily maintenance
- Micro-computer control, forward and backward flush time and flush cycle can be set arbitrarily. Flush process and result can be observed through big sight glass
- Quick couplers are used to connect machine and vehicle, ac system including compressor, condenser, vaporizer, expansion valve and pipelines can be flushed easily
- Transparent oil bottles are located outside of machine, impurities flushed out from ac system can be seen clearly
- Refrigerant is used for flushing, no detergent is added, therefore it does not cause pollution to ac system, this method is economic, safe and good to the environment



#### Main Functions:

- Recover, vacuum, charge, recycle, drain oil and inject oil can be combined and selected arbitrarily, then press START, then all selected functions will be completed automatically, this will truly realize the full automation of the machine (one press operation.)
- Recovered refrigerant accords with SAE standard
- Flush vehicle ac system, include compressor, condenser, expansion valves, vaporizer, and pipelines.
- Separate oil from refrigerant and drain it
- Electronic scale controls refrigerant recovery, charge and oil injection
- AC system is flushed without disemby



Recovery Speed	Vacuum Speed	Recycle Speed	Charge Speed	Work Tank Capacity	Oil-Filter Capacity	Compressor Power	Refrigerant Type	Current source
16 g/s	2.4L/s	22 g/s	38g/s	12g	168kg	1HP	R134a	-220v

# AC Machine

## LCH GEA02 - PRO

### Fully automatically A/C Service

**Packed with Features!**



**Control Panel**  
Easy to use control panel.



**Automatic Oil Drain**  
The oil drains off from the refrigerant that was removed during recovery.





**Heavy Duty Compressor**  
Our compressor pulls from both the low and high sides to recover all refrigerant from the vehicle quickly.



**Nitrogen Leak Testing! Available for GEA N2-PRO**  
*Printer Optional! For both models*





**Vacuum Pump**  
Our pump has the power to quickly evacuate the system prior to recharging.



**Hoses**  
Long 2m quick connect hoses.

THIS A/C recycling machines make recovery/recycling fast and easy. It combines simple operation with superior accuracy. It recovers, evacuates, leak tests, and recharges refrigerant quickly and accurately.

### Features

- GEA02-PRO is fully automatic function lets you recover, vacuum leak test ,charge , and then walk away.
- Heavy duty compressor
- Quality vacuum pump
- Electronic scale is easy to use
- On-board storage for compressor oils
- Moves around easily
- Large gauges
- Vacuum leak test
- Automatic refrigerant refill
- Automatic air purge
- Automatic oil drain
- Refrigerant charging
- Refrigerant management
- Vacuum function

### Specifications

Refrigerant	R134a
Unit	fully automatic
Recovery Rate	5.0 g/s
Vacuum Speed	2.0 L/s
Charge Rate	26 g/s
Work tank capacity	10 kg
filter - drier - refrigerant	68 kg
Power Supply	220 - 240V 50 Hz
Packed size in mm	670 x 650 x 1200
weight	88 kg
Quality & Conformity	CE

# Gaz Analysers



## AUTO4-2 Standard 4 Gas Analyser

Accurate to OIML Class 1 the "standard" product fulfils an everyday workshop need where traceable certification is not required. As with all Kane exhaust gas analysers they are ideal for pre-compliance testing, vehicle diagnostics and servicing to vehicle manufactures standards.

- measures 4 gases:  
Co-HC-CO<sub>2</sub>-O<sub>2</sub>
- Nox Optional
- Infrared printer



## AUTO 2-2 Two Gas Analysers

- Depending on your specific requirement or budget Kane provides high quality Exhaust Gas Analysers whatever your need.



# CAT-501+

## Auto Transmission Cleaner Changer

### Features

- LCD display and personal operation.
- Filling.
- Automatic identification and intelligent switch the in/ out fluid flow direction.
- Circulating cleaning.
- Automatic exchange of new/used fluid.
- Display of oil pressure condition and flow direction.
- Intelligent electronic control of equivalent exchange for new and used oil.
- Various special adapters are available for vehicle types made in Europe, America and Asia.
- Nearly complete oil exchange of manual operation.
- Improve the performance of the auto transmission.
- Extend the life time of auto transmission.



### Specifications

Power supply: AC220  $\pm$  10% - 50/60HZ

AC110  $\pm$  10% - 60HZ

Equivalent exchange error:  $\pm$ 100ml

Max Detergent capacity: 750ml

Temperature sensitivity:  $\pm$  1  $^{\circ}$ C

Filter precision: 5 $\mu$ m

Noise: <70db

Power consumption: 150W

Ambient temperature: -10--+40 $^{\circ}$ C

Relative humidity: <85%

Package dimensions: 780x662x1156(mm)

Net weight: 70Kg



## Brake fluid tester

### LCH HTF01

#### Features

- To reset and make appropriate adjustment to the tester
- First, test down the test bar F to clean the two electric poles G on the test bar head.
- Dip the test bar head into the new brake oil about 2cm deep
- Press the test button D.
- Use a cross-headed screwdriver to adjust the reset screw E until the left most indicator light T flashes green



## Foam Cleaning Machine

### LCH FAB 23380

#### Specifications

70L	Capacity : 70L
2.5-3bar	Working pressure : 2.5-3bar
3.5bar	Relief Valve : 3.5bar
12x17mm 6.5m	Net Pipe : 12x17mm
430*450*835mm	
22.5/21kg	

#### Features

#### FOAM CLEANING MACHINE

The special design makes the foam more fine and more smooth



## Brake Oil Changer

### LCH FAB 24025

#### Specifications

5L	Capacity of the pot : 5L
4bar	Air Pressure : 4bar
1bar	Rating Pressure : 1bar
1.5 bar	Safety Valve : 1.5bar

#### Features

Brake oil you should replace suitable for automobile hydraulic brake and large vehicle hydraulic clutch oil work. Adopt pneumatic compression type, application of advanced craft manufacture, apply to all of the automobile hydraulic brake and clutch change note oil and cleaning. Simple operation, superior performance.



24050



## Air Operated Oil Collecting Machine



### LCH FAB 3181

#### Specifications

Automobile dawdle : 200L/min	200L/min
The height of collecting oil : 1.65m	1.65m
Tank Capacity : 70L	70L
Oil drain pressure : 1bar	1bar
Tray : 10L	10L
Length of oil drain pipe : 1.5m	1.5m
Dimensions : (tank)550*450*865mm	550*450*865mm
(chamber)460*460*195mm	460*460*195mm
G.W./N.W. : 24/20kg	24/20kg

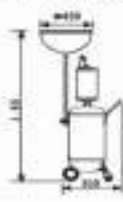
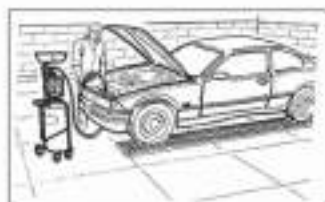


## Air Operated Draining & Collecting Oil Machine

### LCH FAB 3197

#### Specifications

Oil drain pressure : 1bar	1bar
Automobile dawdle : 200L/min	200L/min
Tank capacity : 70L	70L
Amount cup : 10L	10L
Tray : 10L(max temperature suction oil < 80C)	10L
Operating pressure : 7-8bar	6-10bar
Vacuum degree 0—0.8bar	0—0.8bar
Length of oil drain pipe: 1.5m	1.5m
Length of suction pipe : 1.5m	1.5m
Dimensions(tank)550*480*865mm	550*480*865mm
(chamber)260*260*505mm	260*260*505mm
(tray)460*460*195	460*460*195
G.W./N.W.31.8/26.2kg	31.8/26.2kg



## Manual Oil Dispensers

### LCH FAB 32024

#### Specifications

Model	32024
Tank Capacity	24L
Delivery hose length	2m
Quantity delivered for complete cycle of the lever	200g
Max.oil density delivered	SAE 240

#### Features

Equipped with a capacity of containing liquid level shows 24/70 litres of let cans.

Each lever operation of pipeline for 200 grams

Oil hose for 2 meters long



## PNEUMATIC OIL DISPENSERS

### LCH FAB 33024

#### Specifications

Air operated oil dispenser-wheel mounted.

The reservoir, equipped with level gauge, has a capacity of 24 litres. The delivery hose (equipped with gun) has a length of 2 meters.

Supplied with anti-splash funnel

Working pressure : 3-4bar

Safety valve : 4.5bar



## Heavy Duty Mobile Oil KIT

### LCH FAB 37100

#### Specifications

heavy duty mobile oil kit suitable for drums of 180-220kg

Complete with:

Heavy duty trolley designed to accept a fixed hose reel.(80201)

Hose reel with 10 meters 3/8" hose.(38042)

Double acting pump bung adaptor double valve oil gun with meter(38094)

Complete with 3/8" (37713)

Straight Swivel

Pump-hose reel connecting hose 3/8" - 1.5meters(82010)

Air Channel two-fittings (38041)



## Heavy duty mobile grease kit LCH FAB-64000



### Specifications

Heavy duty mobile grease kit suitable for drums of 180-220kg.  
 Complete with:  
 Heavy duty trolley suitable to hold a fixed hose reel with 12M-1/4" hose pump adaptor Grease control valve with outlet flexible hose drum cover dia. 600mm.  
 Equipped with flexible oil plug, control valve with outlet flexible hose and Z swivel.  
 for drums with outside dia. Between 550 and 600 mm.  
 follower plate dia . 585mm. for drums with 64000

## Manual Grease Pump LCH FAB-68012

### Specifications

Air pressure : 13-14bar  
 Size of pipe : 1/4 inch 4m  
 Tank capacity : 13kg  
 Dimensions : 380\*340\*890mm  
 G.W./N.W. : 11/10 Kg



## Air Hose-Reel LCH FAB-86010

### Specifications

Model	Spacc of the pipe	Air outlet pipe length	Working pressure	Max. pressure	Temperature	Shell material	Fast Nozzle	Air inlet pipe length
86010	CG 5"10	10M	1518kg/cm <sup>2</sup>	50kg/cm <sup>2</sup>	-40°C-70°C	pet	SP-30	1M

### Features

Suitable for air or oil, inner fitted with automatic locking device, can automatically retract.

180 degree rotation. Can be flexibly fixed of the wall or ceiling



## CORD REEL LCH FAB-86110

### Specifications

model	diameter of cord	Input wire length	Output wire length	Power	Voltage	Shell material	Socket
86110	1.5MM <sup>2</sup> 3	1M	10M	10A	210/240V	PET	3"3

### Features

Inner fitted with automatic locking device, can automatically retract.  
180 degree rotation. Can be flexibly fixed on the wall or ceiling.



## Cord Reel With Light LCH FAB-86210

### Specifications

model	diameter of cord	Input wire length	Output wire length	Power	Voltage	Shell material
86210	2"1MM <sup>2</sup>	1M	10M	11W/13W/6W	210/240V	PET

### Features

Inner fitted with automatic locking device, can automatically retract.  
180 degree rotation. Can be flexibly fixed on the wall or ceiling.





## Brake Lathe CHBL - 202

### Specifications

Workingheight min/max:	1/1.25m
Drive speed:	98rpm
Electrical specification:	220V/110V
Weight:	45kg Abitlt
Ambient temperatrage:	-5 to 35 C
Turning accuracy:	≤ 0.005mm
Brake disc runout:	≤0.005mm
Brake disc thickness variation:	0.005-0.01mm
Brake disc surface roughness :	Ra 1.5-2.0um



### Features

Brake lather Disc aligner  
on board  
disc only



## On Car & On Desk Brake Disc Lathe CHBL - 602 A



### Specifications

Decelerate motor voltage:	220 / 110V 50 / 60HZ
Decelerate motor power :	400w
Circumrotate rate :	120rpm
Bracket height:	380-1200mm
Maximum diametre of brake disc :	380mm
Maximum thickness of brake disc :	40mm
Cutting accuracy of brake disc :	≤0.02
Feed rate :	8.5mm / min
Ambient temperature range :	-20 C to 40 C
Weight :	120 kg

### Features:

Multi-function disk brake-lathe simultaneously equipped with vehicle mounted type and separated type. You can use separated type brake lathe for the disk that is easy to detach, while vehicle-mounted type brake lathe for the disk that is hard to detach. BL-602A is the economic and highlycapable brake-lathe to meet your requirement

### STANDARD ACCESSORIES





# Heavy Duty Floor Jack



HDHM5501



HDHM5502

## Specifications

MODEL	CAPACITY (TON)	MIN HT (MM)	MAX HT (MM)	STROKE (MM)	N.W. (KG)	G.W. (KG)	PACKAGE SIZE (CM)	20FT CMTR (PCS)
HDHM5501	2	75	465	390	32.5	35	96.5 x 37 x 17	364
HDHM5502	2	75	520	445	36.5	42	101.5 x 37.5 x 18	364



HDHM5503



HDHM5504



HDHM5505

## Specifications

MODEL	CAPACITY (TON)	MIN HT (MM)	MAX HT (MM)	STROKE (MM)	N.W. (KG)	G.W. (KG)	PACKAGE SIZE (CM)
HDHM5503	3	140	810	470	45.8	61	119 x 42.2 x 21.2
HDHM5504	5	150	500	440	59.7	90	138 x 41.8 x 24.5
HDHM5505	10	170	590	420	121.5	145	168.8 x 45 x 28.6

## Transmission Jack



HDSD0303



HDSD0301A

### Specifications

MODEL	CAPACITY (TON)	MIN.HT. (MM)	MAX.HT. (MM)	STROKE (MM)		N.W. (KG)	G.W. (KG)	PACKAGE SIZE (CM)
				1ST STAGE	2ND STAGE			
HDSD0301A	1	860	1845	505	480	76.5	87.5	85 x 38.5 x 85
HDSD0303	0.5	1125	1940	815		30.5	34	112 x 24.5 x 29

**LAUNCH**

## Air Compressors



COM000030



COM000058



COM000057



COM000059

### Specifications

MODEL	FEATURES	DESCRIPTION	SPECIFICATIONS	OPTIONAL
COM000030	A WITH WOODEN BOX	AIR COMPRESSOR 200 LITERS	PUMP & MOTOR MADE IN CHINA ITALIAN MODEL	PUMP & MOTOR ITALIAN MADE
COM000057	A WITH WOODEN BOX	AIR COMPRESSOR 500 LITERS	PUMP & MOTOR MADE IN CHINA ITALIAN MODEL	PUMP & MOTOR ITALIAN MADE
COM000058	A WITH WOODEN BOX	AIR COMPRESSOR 300 LITERS	PUMP & MOTOR MADE IN CHINA ITALIAN MODEL	PUMP & MOTOR ITALIAN MADE
COM000059	A WITH WOODEN BOX	AIR COMPRESSOR 200 LITERS VERTICAL	PUMP & MOTOR MADE IN CHINA ITALIAN MODEL	PUMP & MOTOR ITALIAN MADE

# 1T Spring Compressor HDSD01204

## Features

Capacity .....	1Ton	
Max working length .....	44CM	17-3/10 inch
Ram stroke .....	32.5CM	4/5 inch
Jack height .....	41.9CM	6-1/2 inch
Spring size .....	10.2CM - 13.97CM	4 - 6-1/2 inch
Base size .....	36.1 x 50.2CM	14-1/5 inx19-3/4 inch



SD1204

## Foot/Manual Shop Press



HDSD0824



HDSD0825

The capacity range of this series shop press from 15t to 50t, it can meet different working conditions. They can be operated either by manual or by HDfoot.

MODEL	CAPACITY (TON)	RAM STROKE (MM)	PRODUCT SIZE(MM)					WORKING RANGE(MM) F1-F2	BED WIDTH (MM) E	SIDE STROKE (MM) W	N.W. (KG)	G.W. (KG)	PACKAGE SIZE(CM)	20FT CNTR (PCS)
			A	B	C	D	F							
HDSD0824	30	150	195	700	1172	1800	200	161-1031	535	200	166.7	202.7	192*78*27	50
HDSD0825	50	200	1030	830	1630	1850	245	69-1045	730	245	298	340.8	97.5*31.5*21	35

## Portable hydraulic equipment HDSD0203

Supplied with hand-pump, hose, hydraulic ram and storage case



MODEL	CAPACITY (TON)	MIN.HT (MM)	STROKE (MM)	N.W.(KG)	G.W. (KG)	PACKAGE SIZE (CM)	20FT CNTR (PCS)
HDSD0203	10	322	130	31.5	33	81 X 40.5 X 18	410

ART. NO.	Description	Features	Dimension			PICTURE
			W mm	D mm	H mm	
TC301	Tool Table 3 drawers	<ul style="list-style-type: none"> <li>*3 heavy-duty trays.</li> <li>*anti-slip liner in the trays.</li> <li>* 3*1 inch castors:2 swivel and 2 fixed</li> </ul>	730	381	658	
WB602	Working Bench with 2 drawers	<ul style="list-style-type: none"> <li>* Superior powder coat finish</li> <li>* Knocked down design-easy to ship</li> <li>* All steel sturdy construction for heavy duty application.</li> <li>* two heavy duty drawers</li> </ul>	1500	642	874	
TB6606	150 PCS Super Tool Set					
TB6609	365 PCS Super Tool Trolley Set					

# Special tools and kits



**Benz & BMW Fan Service Wrench Kit**

NST-1016A § 382\*61\*6 NST-1016B § 400\*24.8\*6

NST-1016C § 392\*100\*8 NST-1016D § 417\*76\*7

NST-1016E § 343\*90\*8 NST-1016F § 8\*362

**NST-1016-C MERCEDES-BENZ FAN CLUTCH WRENCH (65mm)**

Special open-ended spanner to allow removal/and replacement of the radiator fan hub.

**Application:** MERCEDES engines m103 (5cylinder), m104 (5cylinder 4-valve),

m119(8cylinder 4-valve), m120(12cylinder 4-valve)

**Length:** 395mm / **Hardness:** HRC 40 ~ 45**NST-1016-D BENZ REACTION WRENCH WITH 3 HOLES**

Required to remove the radiator fan hub, the reaction spanner is bolted to the front face of the hub. The poly-v belt is not in place and cannot be used to lock the hub.

**Application:** MERCEDES c- and e-class engines m111(4cylinder 4-valve), om406 om605 and om606. slimhandle for tight space operation.**Length:** 410mm / **Hardness:** HRC 40-45**NST-1016-E BENZ VISCOUS FAN NUT WRENCH (36mm)**

For undoing the retaining bolt on MERCEDES radiator fans.

**Applications:** MERCEDES engines m111, om604, om605 and om606 (c- and e-class).**Length:** 343mm / **Hardness:** HRC 40-45**NST-1016-F BENZ HOLDING TOOL**

To allow removal of the visco-coupling on the cooling fan.

**Applications:** MERCEDES engines m101, m104**Length:** 282mm / **Hardness:** HRC 40-45**NST-1016-G BENZ FAN BELT SERVICE WRENCH**

To allow removal of the visco-coupling on the cooling fan.

**Applications:** MERCEDES engines m101, m104**Length:** 282mm / **Hardness:** HRC 40-45**NST-1016-G BENZ FAN BELT SERVICE WRENCH**This universal tool has been designed to service Mercedes Benz Nissan quest mercury villager radiator fans and pulley belts the three in one design allows servicing three separate areas of repair all of which require specialty tool due to their confined locations. This special wrench can be used for loosening the A/C idler pulley tensioner lock-nut for A/C belt adjustment or replacement 8mm & 10mm bit included.  
**length: 489.5mm****NST-1036**

Benz (M112/M113) Camshaft Alignment Tool

Hold Camshaft in 40 degree  
TDC position (left/right side)**NST-1037**Benz (W211/W220/W203) Sub-frame Bush  
Remover/Installer

Applicable : W211/W220/W203

### NST1047

Benz (M271) Alignment Tool Kit



- Retains timing chain with camshaft sprockets in mesh. This retaining device makes it possible to position the camshafts in the installed position. This makes it possible to slacken and tighten the bolts attaching the camshaft gear.

### NST1254

Engine Timing Tool Set for BENZ, CHRYSLER, JEEP

A timing tool set which covers a large of models in the Mercedes range including Petrol and Diesel engines. Set includes flywheel Plate Locking Tools and Camshaft Locking Pin Set. Also Suitable for chrysler PT Cruiser 2.2 CRD and Jeep Grand Cherokee 2.7 CRD.



### NST1256

Benz (W211/W221/W230) Sub-frame Ball Joint Remover/Installer



- The C-clamp was forged, its material is SCM440 and hardness is HRC38~42°  
On car maintenance.  
Special design to remove & install the ball joint without removing any parts.  
Applicable: Benz W220/W211/W230

### NST1272

Benz AMG 156 Timing Tool



**NST2015**

BMW (N62/N73) Camshaft Alignment Tool

Used to lock the camshaft on TDC position.  
Applicable: BMW N62, N73 engine.**NST2017**

BMW (N42/N46) Camshaft Alignment Tool

• This tool is gauge for fixing the camshaft in TDC position used to dismantle and assemble intake and exhaust camshaft.  
Applicable: BMW N42, N46

**NST2022**

BMW (M52/M54/M56) Timing Tool

• This kit contains the tools necessary to assemble and properly the double VANOS camshaft adjustment unit found in 1998 and after 6 cylinder engines.

Applicable: G

**M52TU Engine**

1999-2000 323i, 328i, 528i

1999-2002 Z3

**m54 Engine**

2001-2005 325i, 330i, 525i, 530i, X5 3.0i

2001-2002 Z3

2003-2004 Z4

2004-2005 X3

**NST2023**

BMW (E32/E34/E38/E39/E60/E65/E66)

Upper Sub-frame Bush Extractor /Installer (Hydraulic)  
Removal and replacement tool for metallic bush on upper sub-frame.

Used in conjunction with NST-2024 hydraulic hand pump.

Application: BMW E/32/E34/E38/E39/E60/E65/E66



**NST2048 A**

BMW (N52) Camshaft Alignment Tool Kit



For Locating camshaft in TDC position  
Application: BMW (N52)



**NST2067**

BMW (E53) Rear Suspension  
Bush Extractor/Installer

Extracting for replacement of the rear suspension mounting bushes Replacement of the mounting bush without completely lowering the rear axle assembly The bush arrow should be parallelled with the car itself. The max inaccuracy is around ±7°. Keep the bolt and bush clean before using. Please smear grease on them.



**NST2070**

BMW (M62) Vanos Camshaft Timing Tool Kit

Adjust the Camshaft  
• NST-2070 include  
NST-2004, NST-2044, NST-2045  
NST-2046, NST-2047  
Application: BMW M62



- NST-2044: or screwing in chain tension with top right timing case cover removed. Applicable: Engine M62 vanos
- NST-2046: For adjusting vanos to left stop during assembly as well for adjusting valve timing. Applicable: Engine M62 vanos
- NST-2045: For fixing camshaft sensor wheel in position during assembly. Applicable: M62 vanos.
- NST-2047: For installing and extracting electromagnetic valve near the camshaft. Applicable: BMW M62/M54
- NST-2004: Includes: 2 blocks swivel lock plate & locking pin for setting camshaft timing. Applicable: BMW M60/M62

**NST2079**

BMW N63 Timing Tool



**NST2116**

BMW E48 Rear Axle Bush Remover/Installer

**NST12P0009**

BMW N63 Fastening Devices

**NST-Q046**

BMW F01/F02 Fuel Tank Lid Wrench





### NST2076

Macpherson Spring Dumper Extractor/Installer

- Spring Compressors are multi-application tools specifically developed for modern macpherson suspensions, using a range of 3 sets of interchangeable mono block forks.
- Application: BMW, TOYOTA, FORD, MITSUBISHI, VW, AUDI, SAAB, NISSAN, HONDA, ACCORD, SUBARU, VOLVO, OPEL AND PORSCHE.
- Spring specification:  $\phi 190 \sim \phi 140$ ,  $\phi 140 \sim \phi 110$ ,  $\phi 110 \sim \phi 75$



Other Tools  
Range Rover

### NST4549

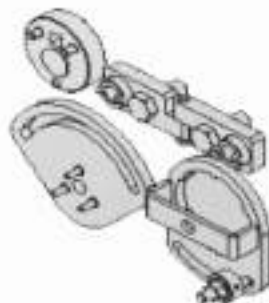
Land Rover, Volvo, Jaguar Timing Tool



Other Tools

### NST4498

Used for locking camshaft.  
Application : Land Rover, Volvo, Jaguar



Other Tools

### NST8093

Gasoline Engine  
Injecting Pressure  
Tester Set

Suitable for Japanese, American and  
European systems of cars.  
Can be hooked up or tied into system.



Other Tools

**NST8104**

18 PC Universal Caliper W/nd Back Kit

+ Used for adjusting wheel cylinder.  
Application: All models.**NST8136**14 PCS Cup  
Type Oil Filter Wrench Set**NST8155**

Cooling System Tester

Test cooling system for leaks. Include hand pump, test hear in a blow mold case. Application: Nissan, Mitsubishi, Mazda, Subaru, Toyota, Honda, Ford, GM, Chrysler, VW, Audi, Saa Benz, BMW, Renault, Fiat, Alfa Romeo, Infiniti, Geo, Suzuk, Lexus, Opel, Peugeot, Jeep, Rover, Citron and Truck.

**NST8584**

Air bag removing Tool Kit



Airbag removal tool is used to remove driver's airbag from steering wheel on 1999-04 new body style.  
Application: VW/AUBDI, BENZ, BMW, SEAT, SKODA

# **Automotives additives & solutions**

# Fuel Injector Cleaner

## Features

MFE-101 is designed to clean the fuel injector of petrol and diesel engine. It is capable of quick removing carbon oxide, jellylike mass and other tough dirt. It also has function of lubricating rust protection, increasing fuel injector efficiency, decreasing exhaust emissions, protecting the fuel and injector system and improving fuel atomization.

## Directions

Use it together with Launch CNC injector Cleaner.  
Suggest to use of 100 c.c of the fuel  
Injector cleaner for 1000 c.c of distilled water

## Cautions

Store in a cool dry and well-ventilated place under 45°C  
Do harm to the paint  
Avoid the direct contact of skin and eyes  
Do not swallow, keep out of reach of children



**LAFI000002**

Manufactured by: LAUNCH TECH. CO., LTD.  
For CCA Group - Lebanon  
Add: Launch Industrial Park, North of wuhu Rd,  
Banxuegang, Longgang,  
Shenzhen Guangdong, P.R.China  
Hot line: +86-400-830-5166



**LAFI000001**



**RESTORES INJECTOR  
EFFICIENCY  
DECREASES EXHAUST  
EMISSIONS  
IMPROVES FUEL  
ATOMIZATION**







